








Results for: Age discrimination in your job search



1) Do you feel there is age discrimination in the workplace?

		Percentage	Responses
Yes		90.5	578
No		9.5	61
Total responses:			639









2) To what degree do you feel that age discrimination takes place in the workplace?

		Percentage	Responses
Severe / Blatant		27.1	172
Moderate		50.6	321
Mild		19.1	121
Almost Never		2.7	17
Never		0.6	4
Total responses:			635

3) Do you feel you have lost a job opportunity because of your age?

		Percentage	Responses
Yes		73.6	465
No		26.4	167
Total responses:			632


4) At what age do you believe your age negatively affects whether or not you're hired for a position?

		Percentage	Responses
<40		1.1	7
40-44		5.3	33
45-49		14.9	93
50-54		41.9	262
55-59		23.6	148
60-64		8.5	53
65+		2.6	16
Never, I don't think age is an issue in hiring		2.2	14
Total responses:			626


5) In your working experience, have you ever worked for a younger boss?

		Percentage	Responses
Yes		87.5	547
No		12.5	78
Total responses:			625








6) Have you ever made adjustments to your resume to make your age less obvious?

		Percentage	Responses
Yes		63.4	396
No		36.6	229
Total responses:			625

7) Have you ever felt that your age was an asset in an interview or job hiring situation?





		Percentage	Responses
Yes		62.6	390
No		37.4	233
Total responses:			623

8) My current age is:

		Percentage	Responses
Under 40		1.8	11
40-44		3.9	24
45-49		10.6	66
50-54		22.5	140
55-59		34.5	214
60-64		22.7	141
65+		4.0	25
Total responses:			621

9) My typical base salary is:

		Percentage	Responses
<\$75K		10.4	64
\$76K - \$100K		21.5	132

\$101K - \$125		25.5	157
\$126K - \$149K		15.8	97
\$150K - \$175K		14.0	86
\$176K+		12.8	79
Total responses:			615